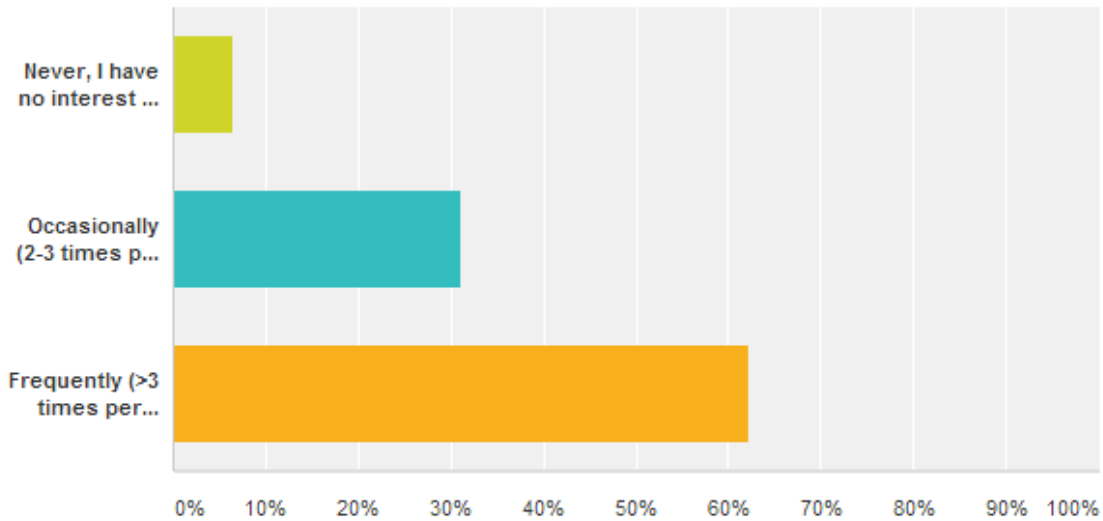


# 2014 Silver Lake Pool Survey Results

## How often did you utilize the pool last year?

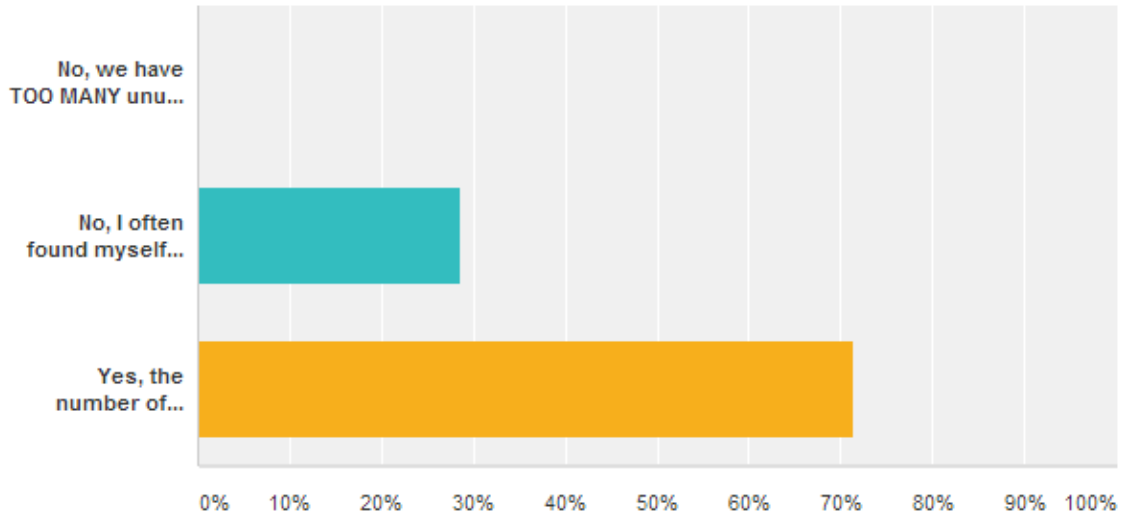
Answered: 61 Skipped: 1



Answer Choices	Responses
▼ Never, I have no interest in the pool	6.56% 4
▼ Occasionally (2-3 times per month)	31.15% 19
▼ Frequently (>3 times per month)	62.30% 38
Total	61

## Do you feel the pool surroundings (# of chairs, tables, etc) were appropriate for the number of people utilizing the pool?

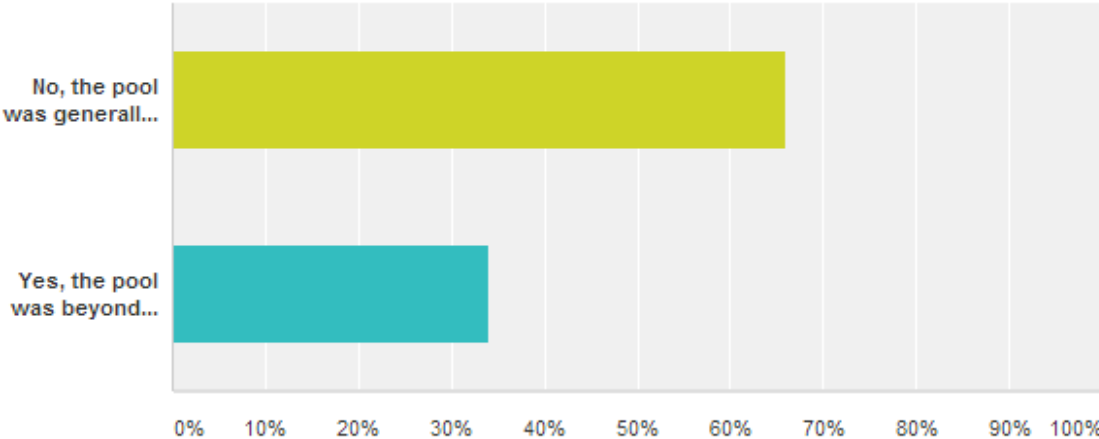
Answered: 56 Skipped: 6



Answer Choices	Responses
▼ No, we have TOO MANY unused chairs/tables.	0.00% 0
▼ No, I often found myself without a chair/table.	28.57% 16
▼ Yes, the number of chairs/tables worked out well.	71.43% 40
Total	56

# Do you feel the pool was often monopolized by non-residents or residents with 'too many' guests?

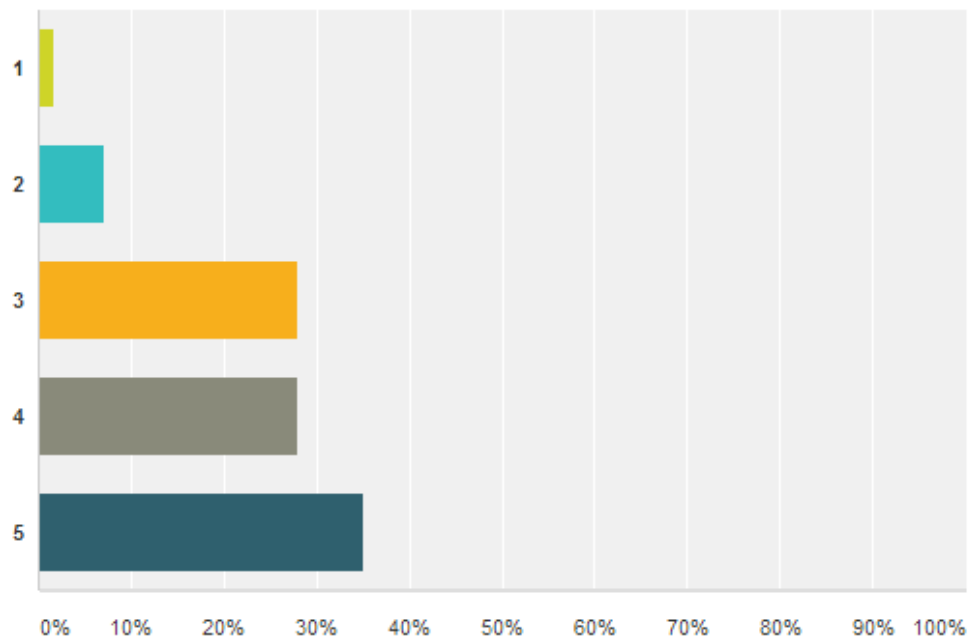
Answered: 56 Skipped: 6



Answer Choices	Responses
▼ No, the pool was generally used at an appropriate rate.	66.07% 37
▼ Yes, the pool was beyond capacity.	33.93% 19
Total	56

On a scale of 1 to 5, how family-friendly do you feel the pool and cabana environments are? (A score of "1" indicates "not at all family-friendly; I wouldn't feel comfortable with young children in the vicinity" and score of "5" indicates "super family-friendly; I would always feel comfortable with young children in the vicinity.")

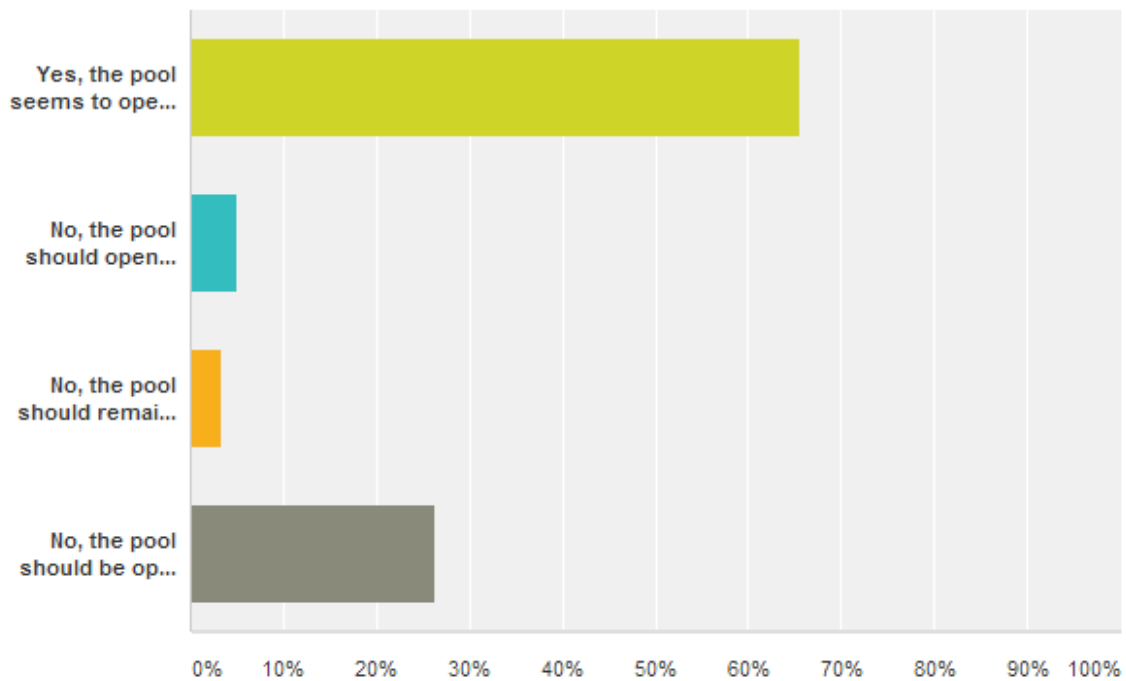
Answered: 57 Skipped: 5



Answer Choices	Responses
1	1.75% 1
2	7.02% 4
3	28.07% 16
4	28.07% 16
5	35.09% 20
Total	57

**With a background that opening the pool for longer operating season time may require increases in the quarterly Master Assessment rate, do you feel the pool is open for a suitable length of time each year?**

Answered: 61 Skipped: 1



Answer Choices	Responses
Yes, the pool seems to open and close at a suitable time	65.57% 40
No, the pool should open earlier in the season	4.92% 3
No, the pool should remain open later in the season	3.28% 2
No, the pool should be open BOTH earlier and later	26.23% 16
Total	61

## Comments

In order to ensure anonymity and provide greater context, the comments provided in the survey were aggregated together.

As you can see, comments fell into the following 13 categories:

Category	Agree	Disagree	Net
Too Crowded	22	2	20
Non-Resident Use	14	1	13
Open Cabana Longer Hours	10	0	10
Open Pool Longer Hours	9	0	9
Unruly Adults	9	1	8
Too Much Drinking/Smoking	8	1	7
Music Too Loud or Offensive	7	1	6
Not Enough Tables/Chairs/Umbrellas	6	0	6
Pool/Bathrooms/Beach Unclean	7	1	6
Open Cabana When Pool is Not	5	0	5
Too Many Rules/Policing	5	0	5
Unruly Children	4	1	3
Inappropriate Attire	2	0	2

- “Agree” means a comment was made that supports the category header
- “Disagree” means that a comment was made that opposed the category header
- “Net” is simply the summation of both